

Features

Truck	Standard	Options
Fixed-speed lift / lower	●	
Key switch	●	
On-board charger	●	
Upright walking mode	●	
Fork lowered height: 90mm	●	
Fork outer spread: 680 mm	●	
Fork length: 1150mm	●	
Lift height: 2500 mm	●	
Proportional lift / lower		○
Fork length: 1000 / 1220 / 1300 mm		○
Fork outer spread: 560mm		○
Lift heights: 2000/2700/3000/3300/3500 mm		○
Load backrest		○
Controls and instruments		
Battery meter (w/ charge level, hour meter & fault codes)	●	
Driving space		
Left / right rear-view mirrors		○
Safety		
Bluetooth fingerprint lock	●	
Emergency disconnect switch	●	
Horn	●	
Mast guard (mesh cover)	●	
Overhead guard		○
Reverse buzzer		○
Warning beacon		○

HANGCHA GROUP CO., LTD.

Factory site: 666 Xiangfu Road,
Hangzhou, Zhejiang, China (311305)

Tel: +86-571-88926735 88926755
Fax: +86-571-88926789 88132890

sales@hcforklift.com www.hcforklift.com

HANGCHA GROUP CO., LTD. reserves the right to make any changes without notice concerning colors, equipment, or specifications detailed in this brochure, or to discontinue individual models. The colors of trucks, delivered may differ slightly from those in brochures.



Follow us on
Facebook



Follow us on
YouTube



Follow us on
WeChat



Download "Hangcha
Forklift" App



ISO45001:2018



ISO14001:2015



ISO9001:2015



HANGCHA trucks conform to the European Safety Requirements.



Z10 SERIES

INITIAL LIFT PALLET STACKER

With capacity of 1,500 kg

Z10 SERIES

INITIAL LIFT PALLET STACKER

- The Z10 Series Initial Lift Pallet Stacker is an economical walked pallet stacker featuring an initial lift strut mechanism with a four-point support configuration and extended tiller layout. By elevating the load legs, it effortlessly traverses ramp crests or obstacles, offering superior ground clearance compared to conventional stackers. It is ideally suited for operating conditions involving speed bumps, minor gullies, and steep ramps.



EXTERIOR DESIGN

- The Z10 series features a professional industrial exterior design with sleek and dynamic body lines, fully incorporating ergonomic principles in accordance with contemporary design trends.
- Extensive use of alloy steel structure and sheet metal stamping processes ensures robustness and durability, fully complying with all applicable standards and requirements.

ROBUSTNESS AND DURABILITY




HIGH PERFORMANCE

- Optional dual-control system enables stepless speed regulation for lifting and lowering, providing controlled vertical travel speed, smoother operation, reduced inertial shock during elevation cycles, and precise fork positioning.
- The truck is equipped with regenerative braking and ramp rollback protection.



RELIABILITY

- Sheet metal stamped chassis construction provides exceptional robustness and durability.
- Utilizes forklift-specific C+H type high-strength alloy channel steel with ample material and a solid chassis to ensure full rated load capacity at 2.5 m lift height.
- Hydraulic power unit delivers low noise, minimal vibration, and smooth, reliable lifting and lowering performance.



ERGONOMICS & COMFORT

- Multi-function tiller with ergonomically designed instrument panel makes all control functions intuitive and easy to master.
- On-board charger enables plug-and-charge convenience for effortless operation.
- Four-point support with extended tiller design provides wide operational visibility and maintains a safe distance between the operator and the chassis during travelling operation.
- Compact chassis with upright tiller position allows stacking in extremely confined spaces.
- Lifting load legs enable effortless traversal over speed bumps, minor gullies, and steep ramps.



SAFETY FEATURES

- Three emergency braking functions—release braking, reverse braking, and emergency stop braking—ensure operational safety.
- The soft landing system will automatically reduce lowering speed when forks reach a predetermined height, effectively protecting load integrity.
- Dual leaf chain lifting mechanism provides enhanced reliability and peace of mind.


- Standard automatic travel speed reduction when forks are raised above a specified height.



SERVICE & MAINTENANCE

- Battery gauge displays charge level and operating hours for convenient maintenance scheduling.
- Rear hood opens securely, providing clear visibility of all components for simplified maintenance.

All pivot points are accessible for lubrication and servicing.



LITHIUM POWERED

EMPOWER YOURSELF WITH THE BEST



Li
Lithium

POWER THE POSSIBILITIES
RELIABLE LITHIUM-ION TECHNOLOGY



LITHIUM BATTERY ADVANTAGES



Long service life

4000 full charging cycles with at least 75% residual capacity.



Return on investment

Add flexibility to your operation, cost-saving in the long term, increased efficiencies.



Maintenance free

No topping up of water or checking acid levels.



High energy density

The high energy density of the Li-Ion battery ensures long working times and increases the high availability.



Cold area application

Li-Ion batteries maintain high performance at temperatures below freezing.



High safety and reliability

Intelligent battery management monitoring every important function, no emission of battery gasses.



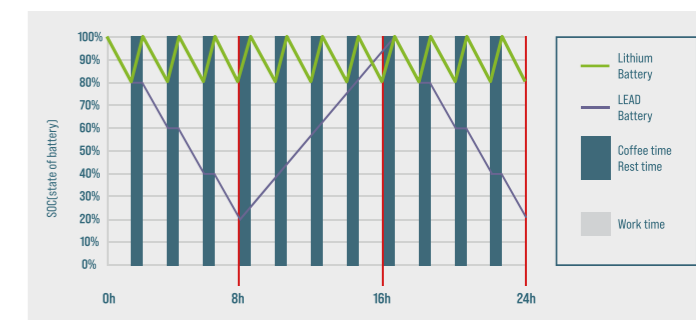
Opportunity charging

Full performance during several shifts thanks to effective interim charging.

FEATURES & BENEFITS THE HANGCHA DIFFERENCE

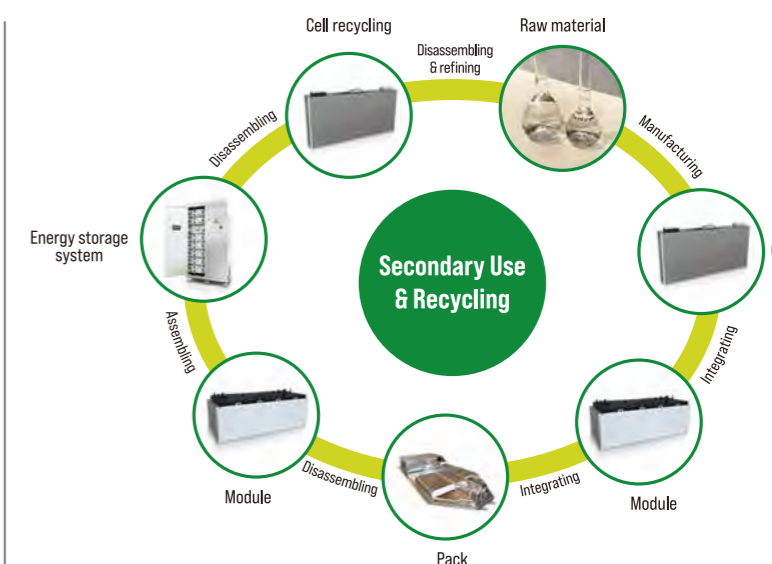
Efficiency

By quick opportunity charging any downtime, such as a lunch break, can be efficiently used and the battery is recharged in a very short period of time. Interim charging does not affect the battery service life.



Safety

- / Intelligent battery management monitoring every important function.
- / Higher user safety, thanks to acid-free use.
- / User friendly due to avoided battery change.
- / No emission of battery gasses.



QUESTION 1

Q: What are the characteristics of lithium batteries, especially when used in high and low temperature environments?

- Charging temperature: -30 C -65 C
- Discharge temperature: -30 C -65 C
- Storage environment temperature: -30 C -65 C

After the truck key switch is closed, the instrument battery condition needs to be checked:

1. Confirm that there is no battery system alarm message on the instrument panel.
2. Please check the remaining power before use. It is recommended to use the SOC between 50% and 100%.
3. If the SOC is lower than 20%, it is not recommended to continue using it. Please charge it as soon as possible.

QUESTION 2

Q: What is the charging time and usage time calculation of forklift lithium battery?

1. Available power of lithium battery (kWh) = rated voltage * rated power * 90% (To avoid over-discharge damaging the battery, the forklift is equipped with low power protection (less than 10%)).
 2. Charging time (h) = rated capacity of lithium battery (Ah) * 90% ÷ charger output current (A).
 3. The power consumed for charging (kWh) = the available power of the lithium battery * 93% (the charging efficiency of the charger is calculated as 93%).
 4. Usage time (h) = available power of lithium battery ÷ energy consumption data.
- For specific energy consumption values, please refer to the technical table on the sharing platform.**

QUESTION 3

Q: How does Hangcha BMS work to ensure the safety of the lithium battery?

HANGCHA BMS [battery management system] can monitor the cells at all times. As a result, hangcha lithium power is the reliable solution.



- Battery Safety Management:**
- Overcharge / over discharge protection
 - Overcurrent / over-temperature / low-temperature protection
 - Multi-level fault diagnosis protection
 - Double fault monitoring



- Battery Parameter Detection:**
- Battery voltage detection and analysis
 - Battery current detection and analysis
 - Battery temperature detection and analysis



- Equilibrium Management:**
- Equalization based on voltage mode
 - Equalization based on time mode
 - Equalization based on battery cell SOC
 - Active/passive equalization optional



- Other Features:**
- Low cost, low power consumption
 - Historical data record
 - Flexible cascade expansion
 - CRC data validation